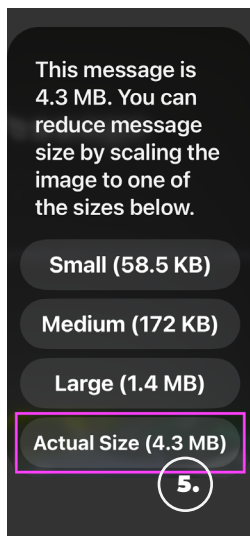
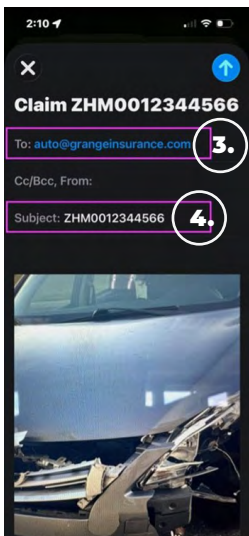
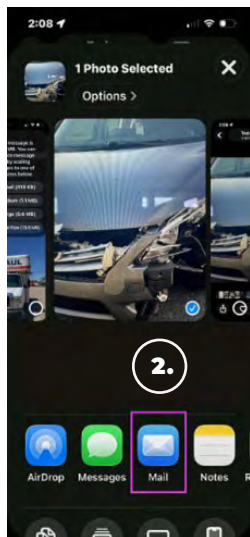



How to email photos or video for your claim



Sharing photos or videos helps us review your claim more quickly and keep your claim moving forward. Photos should show the damage or situation and be sent using the largest photo size available. Please do not resize or manipulate your photos before sending.

Steps to email photos from your phone:



1.

Open Photos or Gallery and select the photo or video to send.

2.

Tap “Share” and choose your email app.

3.

Enter the claims email address below that matches your type of claim.

4.

Type your claim number in the subject line. It looks something like this: “ZBZ001234567”.

5.

Select the largest photo size available, then send.



Auto claims:

auto@grangeinsurance.com



Property claims:

property@grangeinsurance.com

iPhone shown above.

Questions? Contact your claims representative.



A Grange Enterprise Company